

GLOBE

FIRE SPRINKLER CORPORATION



Sprinkler Discharge Tables & Spray Patterns

4077 AIRPARK DRIVE • STANDISH, MI 48658
PHONE 989-846-4583 • 800-248-0278
FAX 989-846-9231
www.globesprinkler.com

INDEX

DISCHARGE TABLES	PAGES 2-4
STANDARD UPRIGHT AND PENDENT SPRINKLERS (USE THESE CURVES FOR RACK SPRINKLERS ALSO)	PAGE 5
FLUSH PENDENT SPRINKLER	PAGE 6
CONVENTIONAL (OLD STYLE) UPRT. & PEND. SPRS.	PAGE 7
RECESSED & CONCEALED PENDENT SPRINKLERS	PAGE 8
STANDARD SIDEWALL SPRINKLERS	PAGE 9
DRY TYPE UPRIGHT & PENDENT SPRINKLERS	PAGE 10
DRY TYPE SIDEWALL SPRINKLERS	PAGE 11
EXT. COVERAGE LIGHT HAZARD SPRINKLERS	PAGE 12
EXT. COVERAGE HZ. SIDEWALL SPRINKLERS	PAGE 13-18
231 / 13 11K SPRINKLERS	PAGE 19
EXT. COVERAGE 11K SPRINKLERS	PAGE 20-21

**NUMBERS IN CIRCLES REPRESENT PRESSURE IN P.S.I. (example: (15))

GLOBE DISCHARGE TABLES

3/8" (10mm) Orifice - K=2.8 (39 metric)

PSI	Kg/cm ²	GPM	L/min.	PSI	Kg/cm ²	GPM	L/min.	PSI	Kg/cm ²	GPM	L/min.	PSI	Kg/cm ²	GPM	L/min.
1	0.1	2.80	10.6	26	1.8	14.28	54.1	51	3.6	20.00	75.7	76	5.3	24.41	92.4
2	0.1	3.96	15.0	27	1.9	14.55	55.1	52	3.7	20.19	76.4	77	5.4	24.57	93.0
3	0.2	4.85	18.4	28	2.0	14.82	56.1	53	3.7	20.38	77.1	78	5.5	24.73	93.6
4	0.3	5.60	21.2	29	2.0	15.08	57.1	54	3.8	20.58	77.9	79	5.6	24.89	94.2
5	0.4	6.26	23.7	30	2.1	15.34	58.1	55	3.9	20.77	78.6	80	5.6	25.04	94.8
6	0.4	6.86	26.0	31	2.2	15.59	59.0	56	3.9	20.95	79.3	81	5.7	25.20	95.4
7	0.5	7.41	28.0	32	2.2	15.84	60.0	57	4.0	21.14	80.0	82	5.8	25.36	96.0
8	0.6	7.92	30.0	33	2.3	16.08	60.9	58	4.1	21.32	80.7	83	5.8	25.51	96.6
9	0.6	8.40	31.8	34	2.4	16.33	61.8	59	4.1	21.51	81.4	84	5.9	25.66	97.1
10	0.7	8.85	33.5	35	2.5	16.57	62.7	60	4.2	21.69	82.1	85	6.0	25.81	97.7
11	0.8	9.29	35.2	36	2.5	16.80	63.6	61	4.3	21.87	82.8	86	6.0	25.97	98.3
12	0.8	9.70	36.7	37	2.6	17.03	64.5	62	4.4	22.05	83.5	87	6.1	26.12	98.9
13	0.9	10.10	38.2	38	2.7	17.26	65.3	63	4.4	22.22	84.1	88	6.2	26.27	99.4
14	1.0	10.48	39.7	39	2.7	17.49	66.2	64	4.5	22.40	84.8	89	6.3	26.42	100.0
15	1.1	10.84	41.0	40	2.8	17.71	67.0	65	4.6	22.57	85.4	90	6.3	26.56	100.5
16	1.1	11.20	42.4	41	2.9	17.93	67.9	66	4.6	22.75	86.1	91	6.4	26.71	101.1
17	1.2	11.54	43.7	42	3.0	18.15	68.7	67	4.7	22.92	86.8	92	6.5	26.86	101.7
18	1.3	11.88	45.0	43	3.0	18.36	69.5	68	4.8	23.09	87.4	93	6.5	27.00	102.2
19	1.3	12.20	46.2	44	3.1	18.57	70.3	69	4.9	23.26	88.0	94	6.6	27.15	102.8
20	1.4	12.52	47.4	45	3.2	18.78	71.1	70	4.9	23.43	88.7	95	6.7	27.29	103.3
21	1.5	12.83	48.6	46	3.2	18.99	71.9	71	5.0	23.59	89.3	96	6.7	27.43	103.8
22	1.6	13.13	49.7	47	3.3	19.20	72.7	72	5.1	23.76	89.9	97	6.8	27.58	104.4
23	1.6	13.43	50.8	48	3.4	19.40	73.4	73	5.1	23.92	90.5	98	6.9	27.72	104.9
24	1.7	13.72	51.9	49	3.4	19.60	74.2	74	5.2	24.09	91.2	99	7.0	27.86	105.5
25	1.8	14.00	53.0	50	3.5	19.80	75.0	75	5.3	24.25	91.8	100	7.0	28.00	106.0

7/16" (11mm) Orifice - K=4.2 (59 metric)

PSI	Kg/cm ²	GPM	L/min.	PSI	Kg/cm ²	GPM	L/min.	PSI	Kg/cm ²	GPM	L/min.	PSI	Kg/cm ²	GPM	L/min.
1	0.1	4.20	15.9	26	1.8	21.42	81.1	51	3.6	29.99	113.5	76	5.3	36.61	138.6
2	0.1	5.94	22.5	27	1.9	21.82	82.6	52	3.7	30.29	114.7	77	5.4	36.85	139.5
3	0.2	7.27	27.5	28	2.0	22.22	84.1	53	3.7	30.58	115.8	78	5.5	37.09	140.4
4	0.3	8.40	31.8	29	2.0	22.62	85.6	54	3.8	30.86	116.8	79	5.6	37.33	141.3
5	0.4	9.39	35.5	30	2.1	23.00	87.1	55	3.9	31.15	117.9	80	5.6	37.57	142.2
6	0.4	10.29	39.0	31	2.2	23.38	88.5	56	3.9	31.43	119.0	81	5.7	37.80	143.1
7	0.5	11.11	42.1	32	2.2	23.76	89.9	57	4.0	31.71	120.0	82	5.8	38.03	144.0
8	0.6	11.88	45.0	33	2.3	24.13	91.3	58	4.1	31.99	121.1	83	5.8	38.26	144.8
9	0.6	12.60	42.1	34	2.4	24.49	92.7	59	4.1	32.26	122.1	84	5.9	38.49	145.7
10	0.7	13.28	45.0	35	2.5	24.85	94.1	60	4.2	32.53	123.1	85	6.0	38.72	146.6
11	0.8	13.93	47.7	36	2.5	25.20	95.4	61	4.3	32.80	124.2	86	6.0	38.95	147.4
12	0.8	14.55	50.3	37	2.6	25.55	96.7	62	4.4	33.07	125.2	87	6.1	39.17	148.3
13	0.9	15.14	52.7	38	2.7	25.89	98.0	63	4.4	33.34	126.2	88	6.2	39.40	149.1
14	1.0	15.71	55.1	39	2.7	26.23	99.3	64	4.5	33.60	127.2	89	6.3	39.62	150.0
15	1.1	16.27	57.3	40	2.8	26.56	100.5	65	4.6	33.86	128.2	90	6.3	39.84	150.8
16	1.1	16.80	59.5	41	2.9	26.89	101.8	66	4.6	34.12	129.2	91	6.4	40.07	151.7
17	1.2	17.32	61.6	42	3.0	27.22	103.0	67	4.7	34.38	130.1	92	6.5	40.28	152.5
18	1.3	17.82	63.6	43	3.0	27.54	104.3	68	4.8	34.63	131.1	93	6.5	40.50	153.3
19	1.3	18.31	69.3	44	3.1	27.86	105.5	69	4.9	34.89	132.1	94	6.6	40.72	154.1
20	1.4	18.78	71.1	45	3.2	28.17	106.6	70	4.9	35.14	133.0	95	6.7	40.94	155.0
21	1.5	19.25	72.9	46	3.2	28.49	107.8	71	5.0	35.39	134.0	96	6.7	41.15	155.8
22	1.6	19.70	74.6	47	3.3	28.79	109.0	72	5.1	35.64	134.9	97	6.8	41.37	156.6
23	1.6	20.14	76.2	48	3.4	29.10	110.2	73	5.1	35.88	135.8	98	6.9	41.58	157.4
24	1.7	20.58	77.9	49	3.4	29.40	111.3	74	5.2	36.13	136.8	99	7.0	41.79	158.2
25	1.8	21.00	79.5	50	3.5	29.70	112.4	75	5.3	36.37	137.7	100	7.0	42.00	159.0

GLOBE DISCHARGE TABLES

1/2" (13mm) Orifice - K=5.6 (80 metric)

PSI	Kg\cm ²	GPM	L/min.	PSI	Kg\cm ²	GPM	L/min.	PSI	Kg\cm ²	GPM	L/min.	PSI	Kg\cm ²	GPM	L/min.
1	0.1	5.60	21.1	26	1.8	28.55	108.1	51	3.6	39.99	151.4	76	5.3	48.82	184.8
2	0.1	7.92	30.0	27	1.9	29.10	110.2	52	3.7	40.39	152.9	77	5.4	49.14	186.0
3	0.2	9.70	36.7	28	2.0	29.63	112.2	53	3.7	40.77	154.3	78	5.5	49.46	187.2
4	0.3	11.20	42.4	29	2.0	30.16	114.2	54	3.8	41.15	155.8	79	5.6	49.77	188.4
5	0.4	12.52	47.4	30	2.1	30.67	116.1	55	3.9	41.53	157.2	80	5.6	50.09	189.6
6	0.4	13.72	51.9	31	2.2	31.18	118.0	56	3.9	41.91	158.6	81	5.7	50.40	190.8
7	0.5	14.82	56.1	32	2.2	31.68	119.9	57	4.0	42.28	160.0	82	5.8	50.71	192.0
8	0.6	15.84	60.0	33	2.3	32.17	121.8	58	4.1	42.65	161.4	83	5.8	51.02	193.1
9	0.6	16.80	63.6	34	2.4	32.65	123.6	59	4.1	43.01	162.8	84	5.9	51.32	194.3
10	0.7	17.71	67.0	35	2.5	33.13	125.4	60	4.2	43.38	164.2	85	6.0	51.63	195.4
11	0.8	18.57	70.3	36	2.5	33.60	127.2	61	4.3	43.74	165.6	86	6.0	51.93	196.6
12	0.8	19.40	73.4	37	2.6	34.06	128.9	62	4.4	44.09	166.9	87	6.1	52.23	197.7
13	0.9	20.19	76.4	38	2.7	34.52	130.7	63	4.4	44.45	168.3	88	6.2	52.53	198.8
14	1.0	20.95	79.3	39	2.7	34.97	132.4	64	4.5	44.80	169.6	89	6.3	52.83	200.0
15	1.1	21.69	82.1	40	2.8	35.42	134.1	65	4.6	45.15	170.9	90	6.3	53.13	201.1
16	1.1	22.40	84.8	41	2.9	35.86	135.7	66	4.6	45.49	172.2	91	6.4	53.42	202.2
17	1.2	23.09	87.4	42	3.0	36.29	137.4	67	4.7	45.84	173.5	92	6.5	53.71	203.3
18	1.3	23.76	89.9	43	3.0	36.72	139.0	68	4.8	46.18	174.8	93	6.5	54.00	204.4
19	1.3	24.41	92.4	44	3.1	37.15	140.6	69	4.9	46.52	176.1	94	6.6	54.29	205.5
20	1.4	25.04	94.8	45	3.2	37.57	142.2	70	4.9	46.85	177.3	95	6.7	54.58	206.6
21	1.5	25.66	97.1	46	3.2	37.98	143.8	71	5.0	47.19	178.6	96	6.7	54.87	207.7
22	1.6	26.27	99.4	47	3.3	38.39	145.3	72	5.1	47.52	179.9	97	6.8	55.15	208.8
23	1.6	26.86	101.7	48	3.4	38.80	146.9	73	5.1	47.85	181.1	98	6.9	55.44	209.9
24	1.7	27.43	103.8	49	3.4	39.20	148.4	74	5.2	48.17	182.3	99	7.0	55.72	210.9
25	1.8	28.00	106.0	50	3.5	39.60	149.9	75	5.3	48.50	183.6	100	7.0	56.00	212.0

17/32" (14mm) Orifice - K=8.1 (116 metric)

PSI	Kg\cm ²	GPM	L/min.	PSI	Kg\cm ²	GPM	L/min.	PSI	Kg\cm ²	GPM	L/min.	PSI	Kg\cm ²	GPM	L/min.
1	0.1	8.10	30.7	26	1.8	41.30	156.3	51	3.6	57.85	219.0	76	5.3	70.61	267.3
2	0.1	11.46	43.4	27	1.9	42.09	159.3	52	3.7	58.41	221.1	77	5.4	71.08	269.1
3	0.2	14.03	53.1	28	2.0	42.86	162.2	53	3.7	58.97	223.2	78	5.5	71.54	270.8
4	0.3	16.20	61.3	29	2.0	43.62	165.1	54	3.8	59.52	225.3	79	5.6	71.99	272.5
5	0.4	18.11	68.6	30	2.1	44.37	168.0	55	3.9	60.07	227.4	80	5.6	72.45	274.3
6	0.4	19.84	75.1	31	2.2	45.10	170.7	56	3.9	60.61	229.4	81	5.7	72.90	276.0
7	0.5	21.43	81.1	32	2.2	45.82	173.4	57	4.0	61.15	231.5	82	5.8	73.35	277.7
8	0.6	22.91	86.7	33	2.3	46.53	176.1	58	4.1	61.69	233.5	83	5.8	73.79	279.3
9	0.6	24.30	92.0	34	2.4	47.23	178.8	59	4.1	62.22	235.5	84	5.9	74.24	281.0
10	0.7	25.61	96.9	35	2.5	47.92	181.4	60	4.2	62.74	237.5	85	6.0	74.68	282.7
11	0.8	26.86	101.7	36	2.5	48.60	184.0	61	4.3	63.26	239.5	86	6.0	75.12	284.4
12	0.8	28.06	106.2	37	2.6	49.27	186.5	62	4.4	63.78	241.5	87	6.1	75.55	286.0
13	0.9	29.20	110.5	38	2.7	49.93	189.0	63	4.4	64.29	243.3	88	6.2	75.98	287.6
14	1.0	30.31	114.7	39	2.7	50.58	191.5	64	4.5	64.80	245.3	89	6.3	76.42	289.3
15	1.1	31.37	118.7	40	2.8	51.23	193.9	65	4.6	65.30	247.2	90	6.3	76.84	290.9
16	1.1	32.40	122.6	41	2.9	51.87	196.3	66	4.6	65.80	249.1	91	6.4	77.27	292.5
17	1.2	33.40	126.4	42	3.0	52.49	198.7	67	4.7	66.30	251.0	92	6.5	77.69	294.1
18	1.3	34.37	130.1	43	3.0	53.12	201.1	68	4.8	66.79	252.8	93	6.5	78.11	295.7
19	1.3	35.31	133.7	44	3.1	53.73	203.4	69	4.9	67.28	254.7	94	6.6	78.53	297.3
20	1.4	36.22	137.1	45	3.2	54.34	205.7	70	4.9	67.77	256.6	95	6.7	78.95	298.9
21	1.5	37.12	140.5	46	3.2	54.94	208.0	71	5.0	68.25	258.3	96	6.7	79.36	300.4
22	1.6	37.99	143.8	47	3.3	55.53	210.2	72	5.1	68.73	260.1	97	6.8	79.78	302.0
23	1.6	38.85	147.1	48	3.4	56.12	212.4	73	5.1	69.21	262.0	98	6.9	80.19	303.6
24	1.7	39.68	150.2	49	3.4	56.70	214.6	74	5.2	69.68	263.8	99	7.0	80.59	305.1
25	1.8	40.50	153.3	50	3.5	57.28	216.8	75	5.3	70.15	265.5	100	7.0	81.00	306.6

GLOBE DISCHARGE TABLES

5/8" (16mm) Orifice - K=11.5 (164 metric)

PSI	Kg/cm ²	GPM	L/min.	PSI	Kg/cm ²	GPM	L/min.	PSI	Kg/cm ²	GPM	L/min.	PSI	Kg/cm ²	GPM	L/min.
1	0.1	11.50	43.5	26	1.8	58.64	222.0	51	3.6	82.13	310.9	76	5.3	100.25	379.5
2	0.1	16.26	61.6	27	1.9	59.76	226.2	52	3.7	82.93	313.9	77	5.4	100.91	382.0
3	0.2	19.92	75.4	28	2.0	60.85	230.3	53	3.7	83.72	316.9	78	5.5	101.57	384.5
4	0.3	23.00	87.1	29	2.0	61.93	234.4	54	3.8	84.51	319.9	79	5.6	102.21	386.9
5	0.4	25.71	97.3	30	2.1	62.99	238.4	55	3.9	85.29	322.9	80	5.6	102.86	389.4
6	0.4	28.17	106.6	31	2.2	64.03	242.4	56	3.9	86.06	325.8	81	5.7	103.50	391.8
7	0.5	30.43	115.2	32	2.2	65.05	246.2	57	4.0	86.82	328.6	82	5.8	104.14	394.2
8	0.6	32.53	123.1	33	2.3	66.06	250.1	58	4.1	87.58	331.5	83	5.8	104.77	396.6
9	0.6	34.50	130.6	34	2.4	67.06	253.8	59	4.1	88.33	334.4	84	5.9	105.40	399.0
10	0.7	36.37	138.1	35	2.5	68.03	257.5	60	4.2	89.08	337.2	85	6.0	106.02	401.3
11	0.8	38.14	144.4	36	2.5	69.00	261.2	61	4.3	89.82	340.0	86	6.0	106.65	403.7
12	0.8	39.84	150.8	37	2.6	69.95	264.8	62	4.4	90.55	342.8	87	6.1	107.26	406.0
13	0.9	41.46	156.9	38	2.7	70.89	268.3	63	4.4	91.28	345.5	88	6.2	107.88	408.4
14	1.0	43.03	162.9	39	2.7	71.82	271.9	64	4.5	92.00	348.3	89	6.3	108.49	410.7
15	1.1	44.54	168.6	40	2.8	72.73	275.3	65	4.6	92.72	351.0	90	6.3	109.10	413.0
16	1.1	46.00	174.1	41	2.9	73.64	278.8	66	4.6	93.43	353.7	91	6.4	109.70	415.2
17	1.2	47.42	179.5	42	3.0	74.53	282.1	67	4.7	94.13	356.3	92	6.5	110.30	417.5
18	1.3	48.79	184.7	43	3.0	75.41	285.5	68	4.8	94.83	359.0	93	6.5	110.90	419.8
19	1.3	50.13	189.8	44	3.1	76.28	288.8	69	4.9	95.53	361.6	94	6.6	111.50	422.1
20	1.4	51.43	194.7	45	3.2	77.14	292.0	70	4.9	96.22	364.2	95	6.7	112.09	424.3
21	1.5	52.70	199.5	46	3.2	78.00	295.3	71	5.0	96.90	366.8	96	6.7	112.68	426.5
22	1.6	53.94	204.2	47	3.3	78.84	298.4	72	5.1	97.58	369.4	97	6.8	113.26	428.7
23	1.6	55.15	208.8	48	3.4	79.67	301.6	73	5.1	98.26	372.0	98	6.9	113.84	430.9
24	1.7	56.34	213.3	49	3.4	80.50	304.7	74	5.2	98.93	374.5	99	7.0	114.42	433.1
25	1.8	57.50	217.7	50	3.5	81.32	307.8	75	5.3	99.59	377.0	100	7.0	115.00	435.3

3/4" (19mm) Orifice - K=14.3 (205 metric)

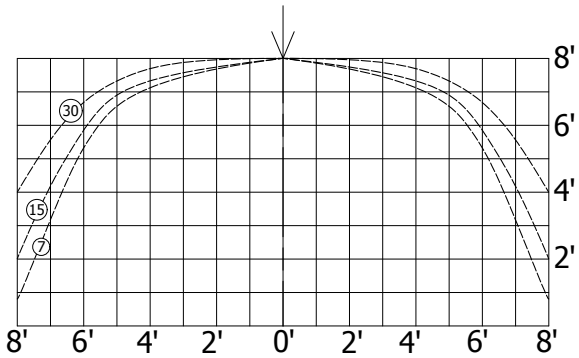
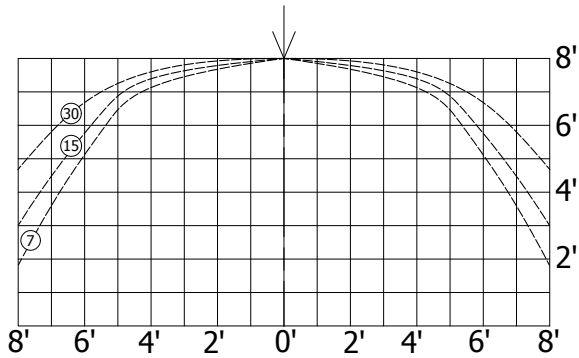
PSI	Kg/cm ²	GPM	L/min.	PSI	Kg/cm ²	GPM	L/min.	PSI	Kg/cm ²	GPM	L/min.	PSI	Kg/cm ²	GPM	L/min.
1	0.1	14.30	54.1	26	1.8	72.92	276.0	51	3.6	102.12	386.6	76	5.3	124.66	471.9
2	0.1	20.22	76.5	27	1.9	74.30	281.3	52	3.7	103.12	390.4	77	5.4	125.48	475.0
3	0.2	24.77	93.8	28	2.0	75.67	286.4	53	3.7	104.11	394.1	78	5.5	126.29	478.1
4	0.3	28.60	108.3	29	2.0	77.01	291.5	54	3.8	105.08	397.8	79	5.6	127.10	481.1
5	0.4	31.98	121.1	30	2.1	78.32	296.5	55	3.9	106.05	401.4	80	5.6	127.90	484.2
6	0.4	35.03	132.6	31	2.2	79.62	301.4	56	3.9	107.01	405.1	81	5.7	128.70	487.2
7	0.5	37.83	143.2	32	2.2	80.89	306.2	57	4.0	107.96	408.6	82	5.8	129.49	490.2
8	0.6	40.45	153.1	33	2.3	82.15	311.0	58	4.1	108.91	412.3	83	5.8	130.28	493.2
9	0.6	42.90	162.4	34	2.4	83.38	315.6	59	4.1	109.84	415.8	84	5.9	131.06	496.1
10	0.7	45.22	171.2	35	2.5	84.60	320.2	60	4.2	110.77	419.3	85	6.0	131.84	499.1
11	0.8	47.43	179.5	36	2.5	85.80	324.8	61	4.3	111.69	422.8	86	6.0	132.61	502.0
12	0.8	49.54	187.5	37	2.6	86.98	329.3	62	4.4	112.60	426.2	87	6.1	133.38	504.9
13	0.9	51.56	195.2	38	2.7	88.15	333.7	63	4.4	113.50	429.6	88	6.2	134.15	507.8
14	1.0	53.51	202.6	39	2.7	89.30	338.0	64	4.5	114.40	433.1	89	6.3	134.91	510.7
15	1.1	55.38	209.6	40	2.8	90.44	342.4	65	4.6	115.29	436.4	90	6.3	135.66	513.5
16	1.1	57.20	216.5	41	2.9	91.56	346.6	66	4.6	116.17	439.8	91	6.4	136.41	516.3
17	1.2	58.96	223.2	42	3.0	92.67	350.8	67	4.7	117.05	443.1	92	6.5	137.16	519.2
18	1.3	60.67	229.7	43	3.0	93.77	355.0	68	4.8	117.92	446.4	93	6.5	137.90	522.0
19	1.3	62.33	235.9	44	3.1	94.86	359.1	69	4.9	118.78	449.6	94	6.6	138.64	524.8
20	1.4	63.95	242.1	45	3.2	95.93	363.1	70	4.9	119.64	452.9	95	6.7	139.38	527.6
21	1.5	65.53	248.1	46	3.2	96.99	367.1	71	5.0	120.49	456.1	96	6.7	140.11	530.4
22	1.6	67.07	253.9	47	3.3	98.04	371.1	72	5.1	121.34	459.3	97	6.8	140.84	533.1
23	1.6	68.58	259.6	48	3.4	99.07	375.0	73	5.1	122.18	462.5	98	6.9	141.56	535.9
24	1.7	70.06	265.2	49	3.4	100.10	378.9	74	5.2	123.01	465.6	99	7.0	142.28	538.6
25	1.8	71.50	270.7	50	3.5	101.12	382.8	75	5.3	123.84	468.8	100	7.0	143.00	541.3

GLOBE SPRINKLER SPRAY PATTERNS

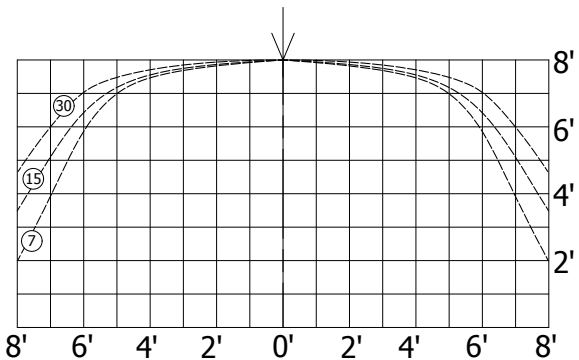
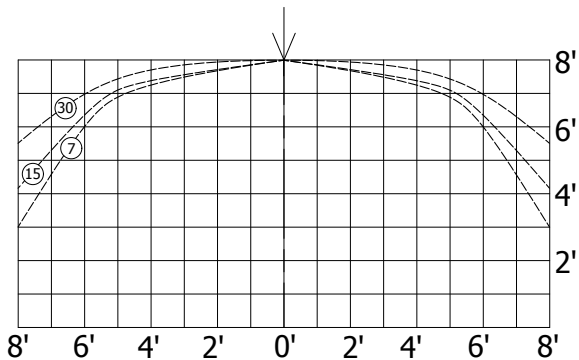
GL SERIES SPRINKLERS

UPRIGHT

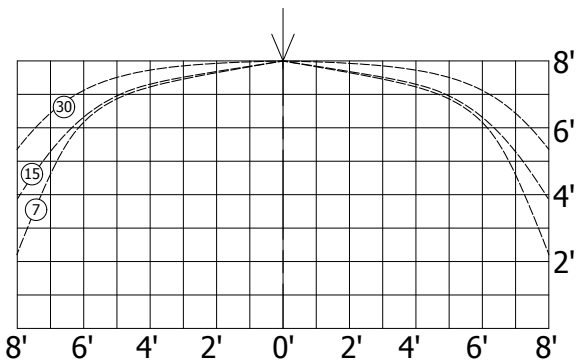
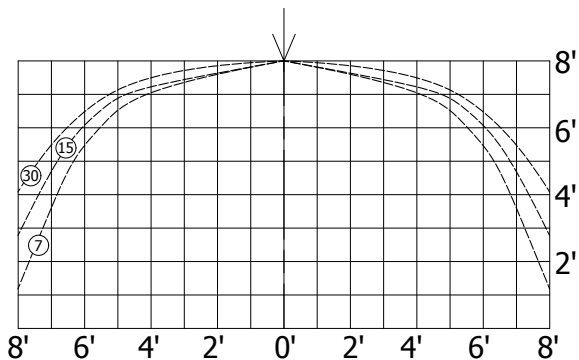
PENDENT and
RECESSED PENDENT



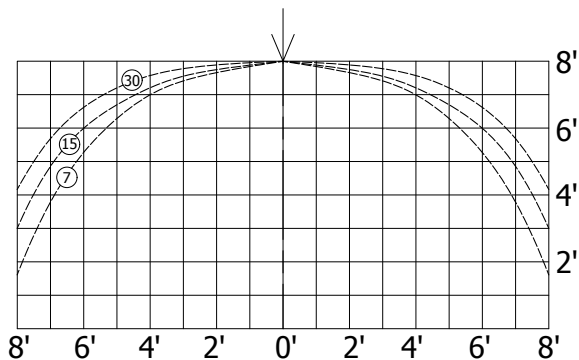
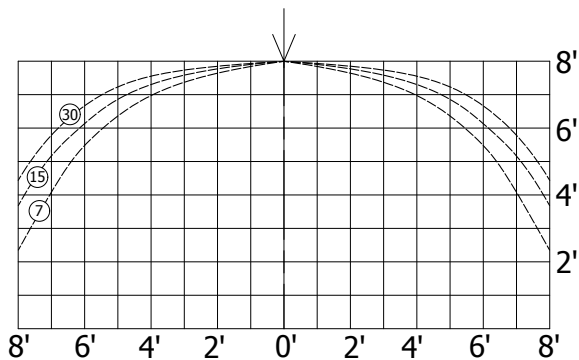
3/8" Orifice - K=2.8



7/16" Orifice - K=4.2



1/2" Orifice - K=5.6

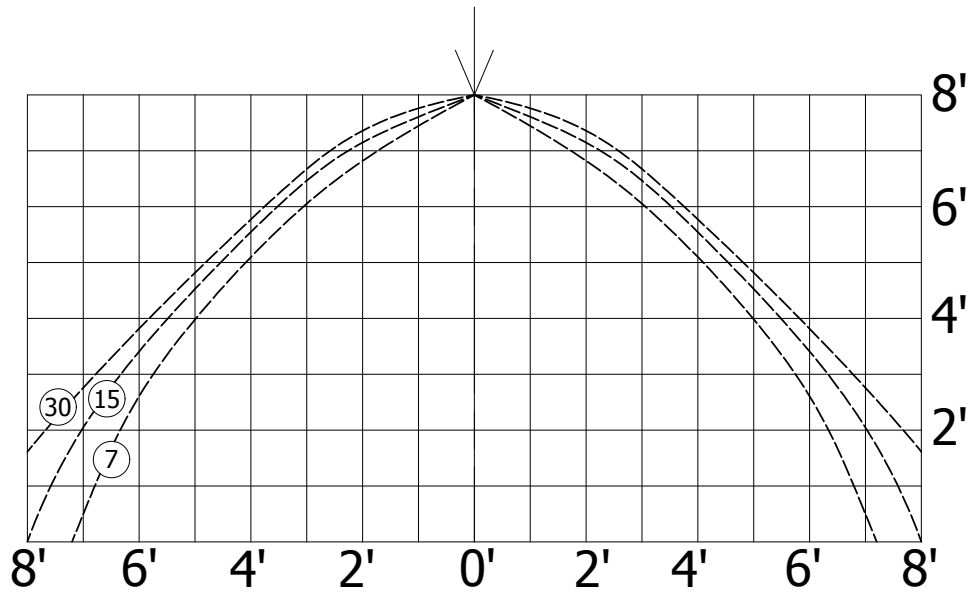


17/32" Orifice - K=8.1 or 7.8

GLOBE SPRINKLER SPRAY PATTERNS

GL SERIES SPRINKLERS

FLUSH STYLE PENDENT



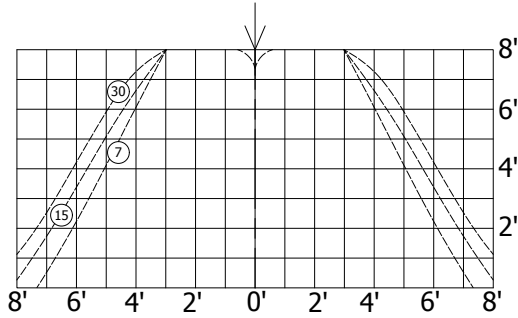
GL5650 - Flush Style Millennium
1/2" Orifice - K=5.6

GLOBE SPRINKLER SPRAY PATTERNS

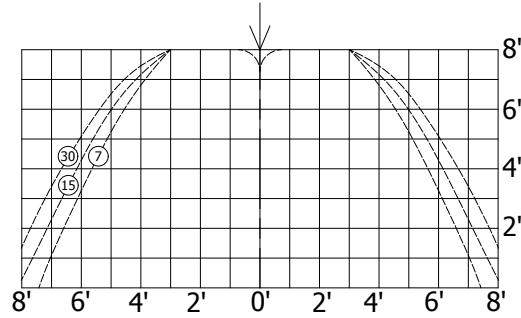
GL SERIES SPRINKLERS

CONVENTIONAL

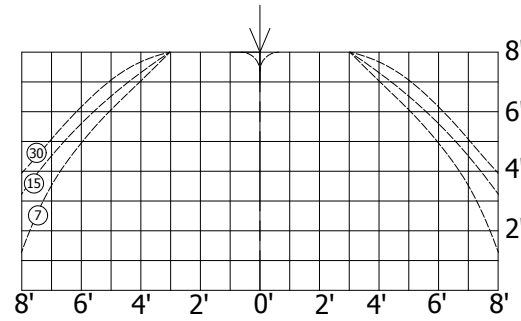
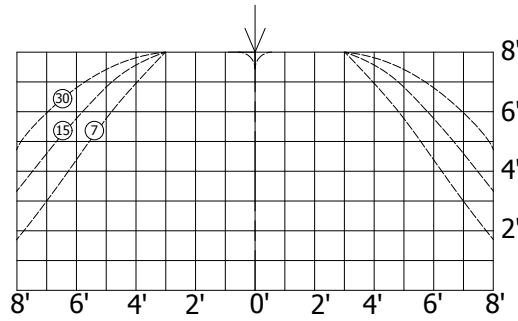
UPRIGHT



PENDENT



1/2" Orifice - K=5.6

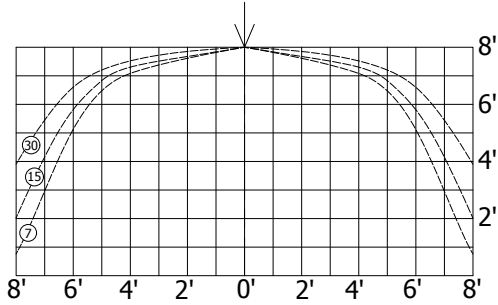


17/32" Orifice - K=8.1

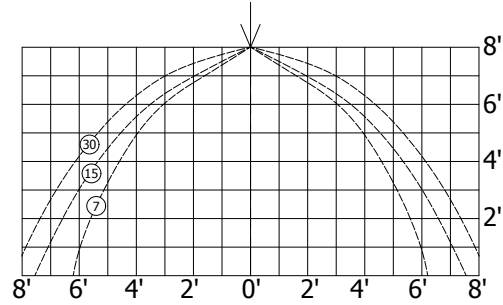
GLOBE SPRINKLER SPRAY PATTERNS

GL SERIES SPRINKLERS

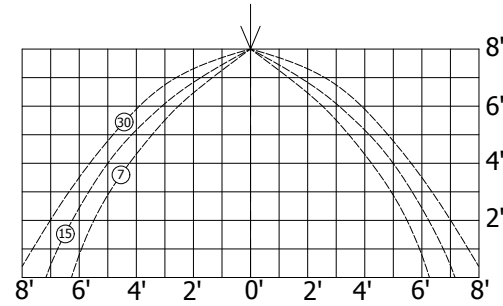
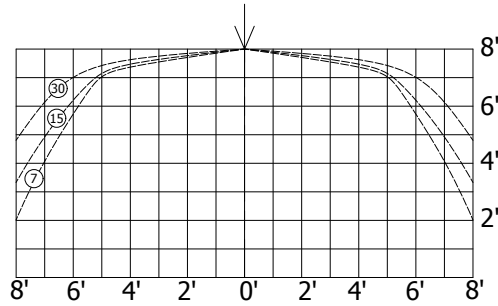
ADJUSTABLE CONCEALED
PENDENT



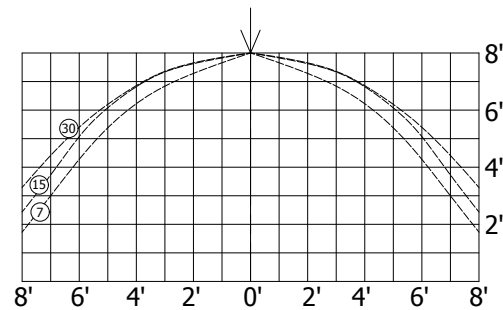
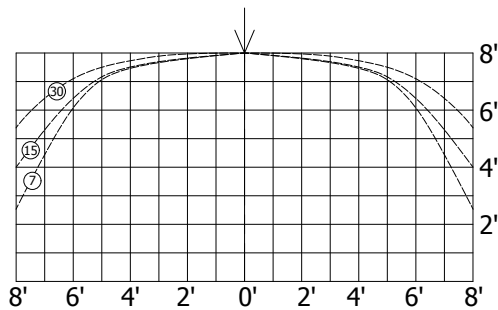
CONCEALED PENDENT



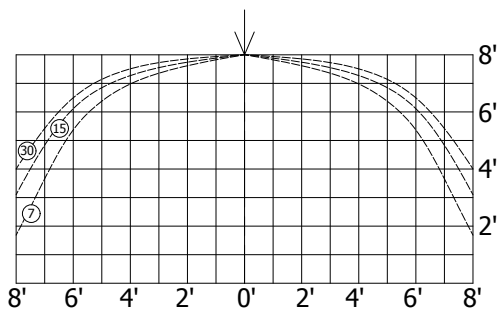
3/8" Orifice - K=2.8



7/16" Orifice - K=4.2



1/2" Orifice - K=5.6



17/32" Orifice - K=8.1

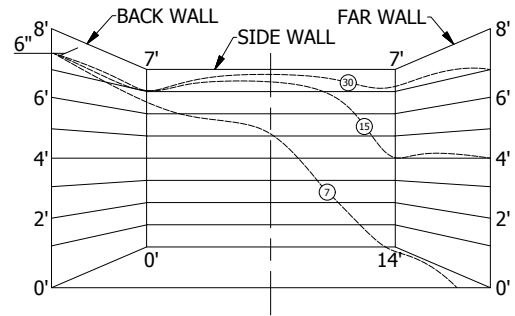
GLOBE SPRINKLER SPRAY PATTERNS

GL SERIES SPRINKLERS

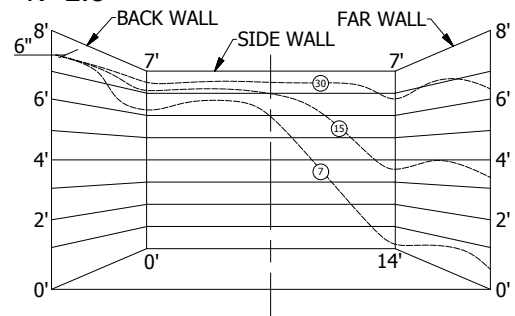
SIDEWALL and
RECESSED SIDEWALL

VERTICAL*

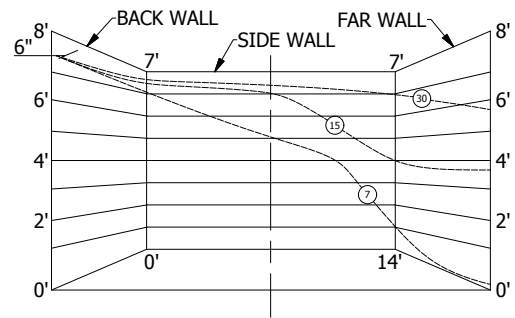
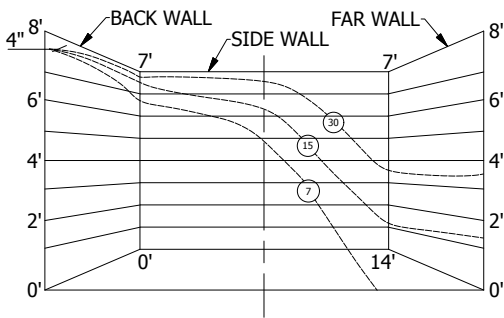
HORIZONTAL



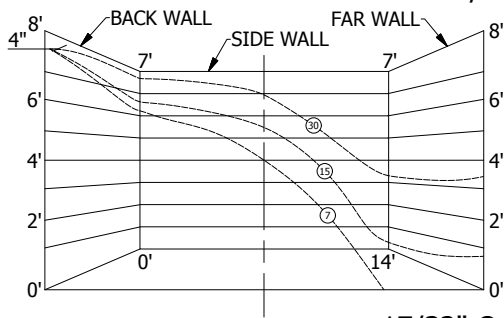
3/8" Orifice - K=2.8



7/16" Orifice - K=4.2



1/2" Orifice - K=5.6



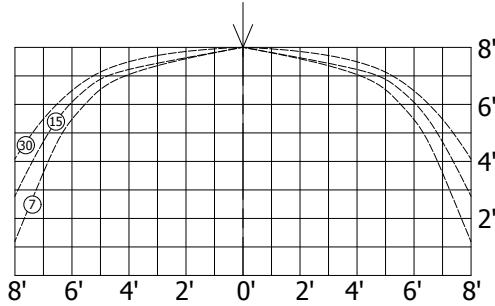
17/32" Orifice - K=8.1 or 7.8

*Vertical Sidewall in Upright and Pendent Styles

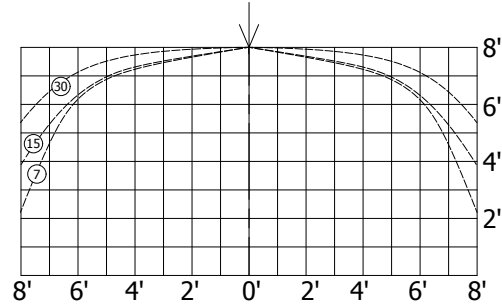
GLOBE SPRINKLER SPRAY PATTERNS

GL SERIES DRY TYPE SPRINKLERS

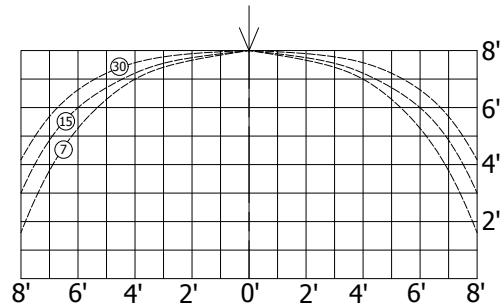
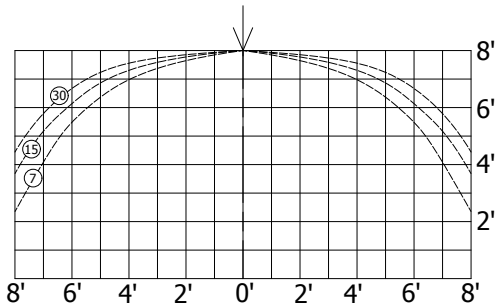
UPRIGHT



PENDENT,
RECESSED PENDENT and
CONCEALED PENDENT



1/2" Orifice - K=5.6



17/32" Orifice - K=8.1

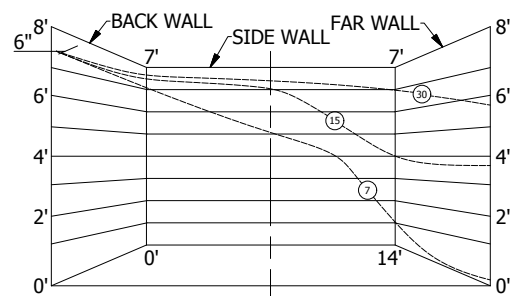
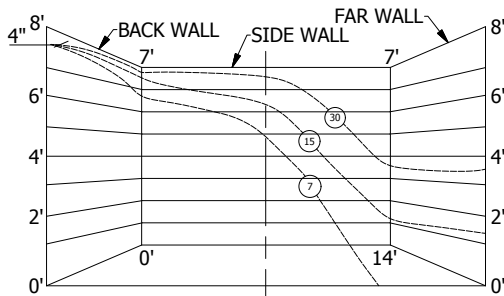
GLOBE SPRINKLER SPRAY PATTERNS

GL SERIES DRY TYPE SPRINKLERS

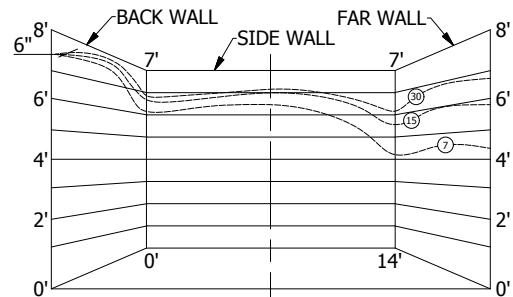
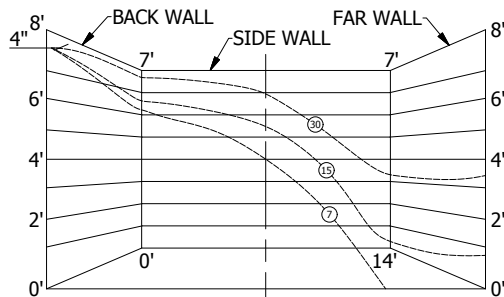
SIDEWALL

VERTICAL SIDEWALL*

HORIZONTAL SIDEWALL



1/2" Orifice - K=5.6



17/32" Orifice - K=8.1

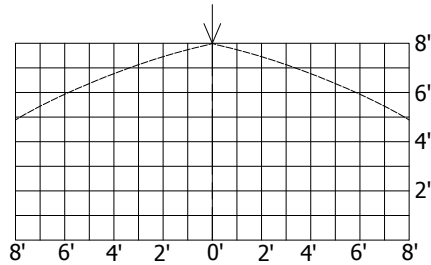
*Vertical Sidewall in Upright and Pendent Styles

GLOBE SPRINKLER SPRAY PATTERNS

GL SERIES EXTENDED COVERAGE LIGHT HAZARD SPRINKLERS

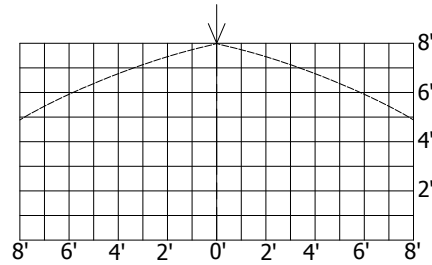
PENDENT,
RECESSED PENDENT and
CONCEALED PENDENT

1/2" ORIFICE - K=5.6

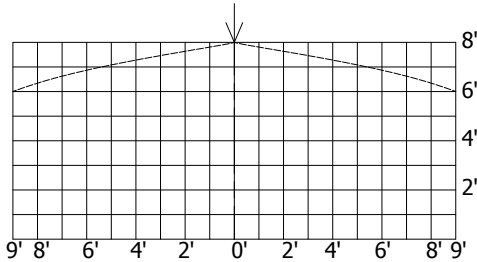


16' x 16' ROOM SIZE
21.5 P.S.I. - 26 G.P.M.

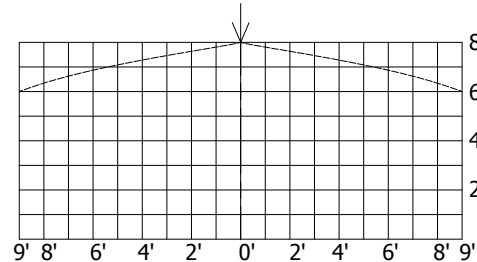
17/32" ORIFICE - K=8.1



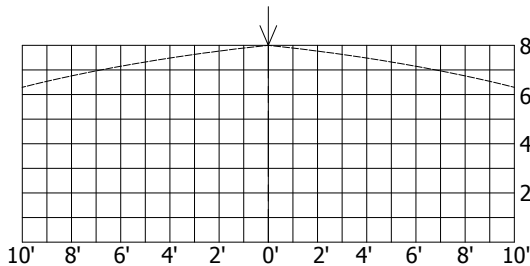
16' x 16' ROOM SIZE
10.3 P.S.I. - 26 G.P.M.



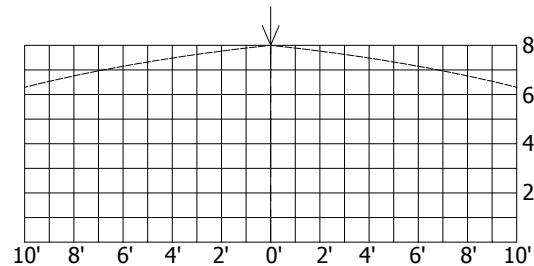
18' x 18' ROOM SIZE
34.7 P.S.I. - 33 G.P.M.



18' x 18' ROOM SIZE
16.6 P.S.I. - 33 G.P.M.



20' x 20' ROOM SIZE
51 P.S.I. - 40 G.P.M.



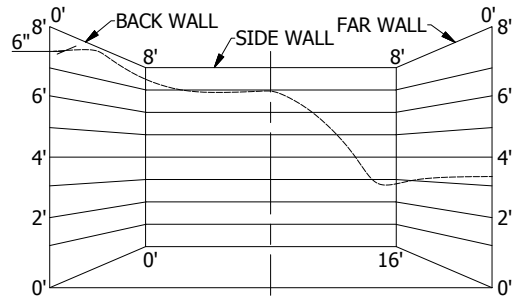
20' x 20' ROOM SIZE
24.4 P.S.I. - 40 G.P.M.

GLOBE SPRINKLER SPRAY PATTERNS

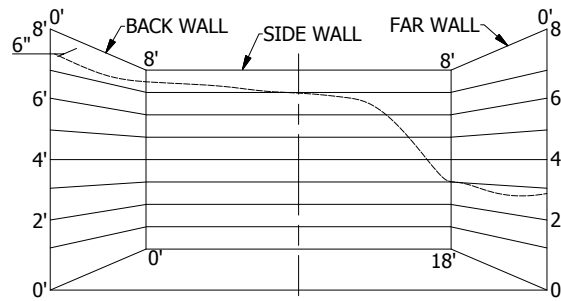
GL SERIES EXTENDED COVERAGE LIGHT HAZARD SPRINKLERS

HORIZONTAL SIDEWALL and
RECESSED HORIZONTAL SIDEWALL
4" - 12" DEFLECTOR DISTANCE FROM CEILING

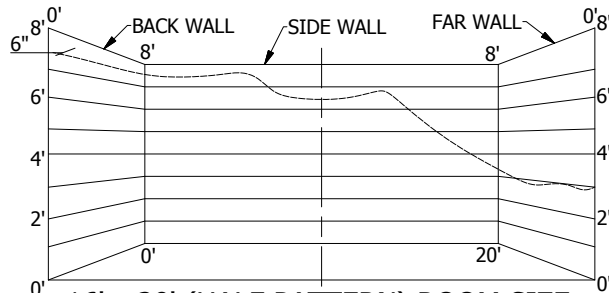
1/2" ORIFICE - K=5.6



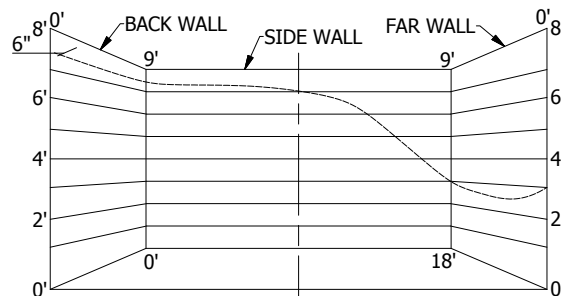
16' x 16' (HALF PATTERN) ROOM SIZE
21.6 P.S.I. - 26 G.P.M.



16' x 18' (HALF PATTERN) ROOM SIZE
26.8 P.S.I. - 29 G.P.M.



16' x 20' (HALF PATTERN) ROOM SIZE
32.7 P.S.I. - 32 G.P.M.



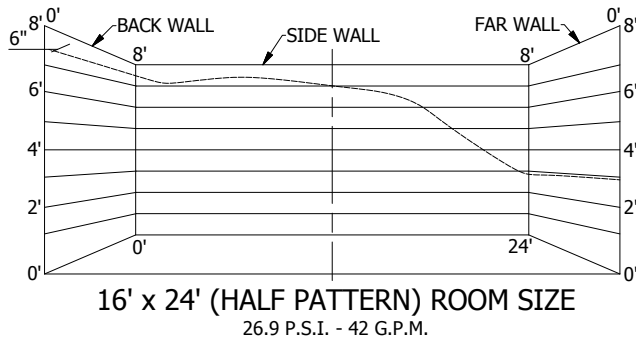
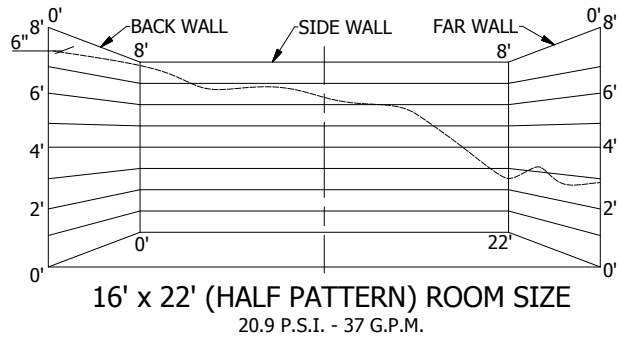
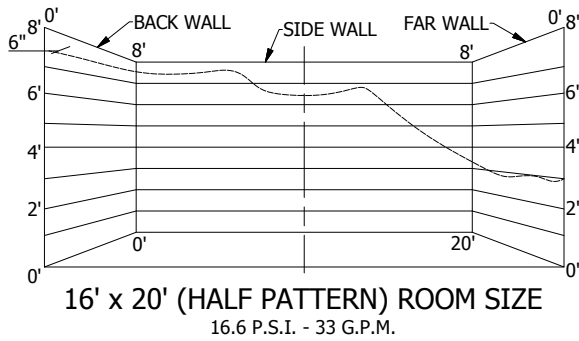
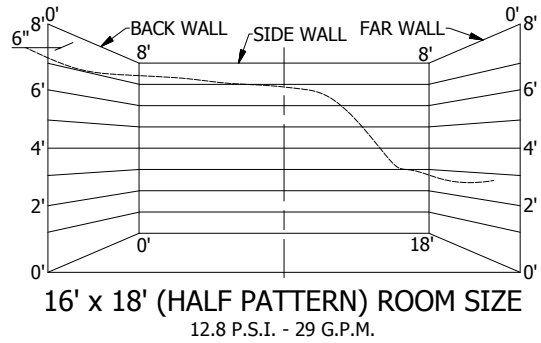
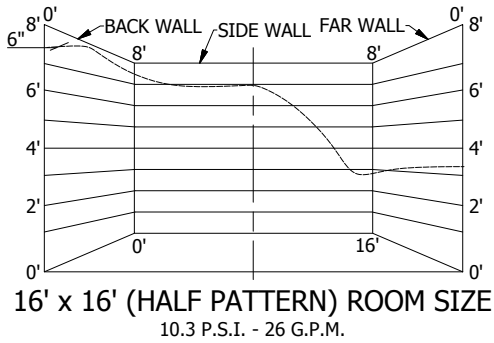
18' x 18' (HALF PATTERN) ROOM SIZE
32.7 P.S.I. - 32 G.P.M.

GLOBE SPRINKLER SPRAY PATTERNS

GL SERIES EXTENDED COVERAGE LIGHT HAZARD SPRINKLERS

HORIZONTAL SIDEWALL and
RECESSED HORIZONTAL SIDEWALL
4" - 6" DEFLECTOR DISTANCE FROM CEILING

17/32" ORIFICE - K=8.1

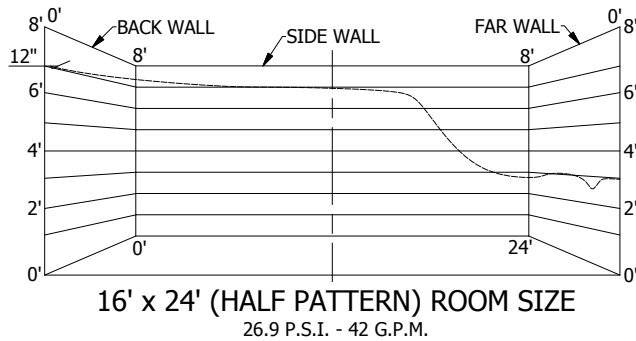
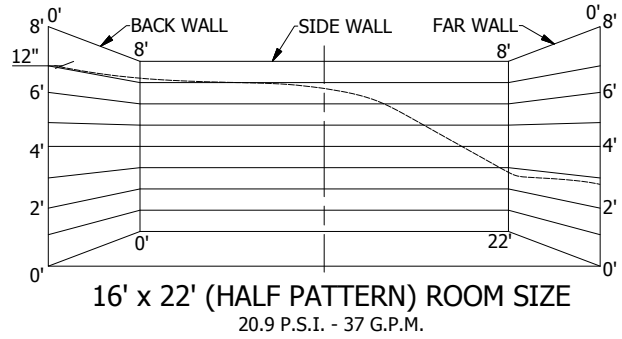
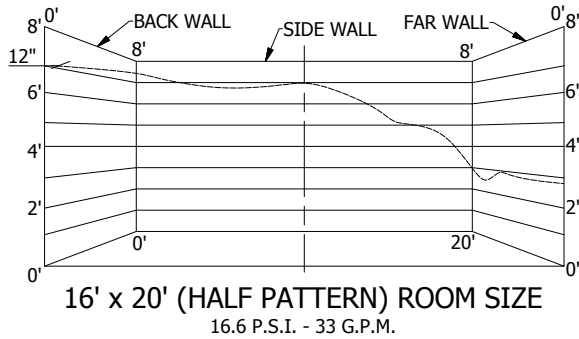
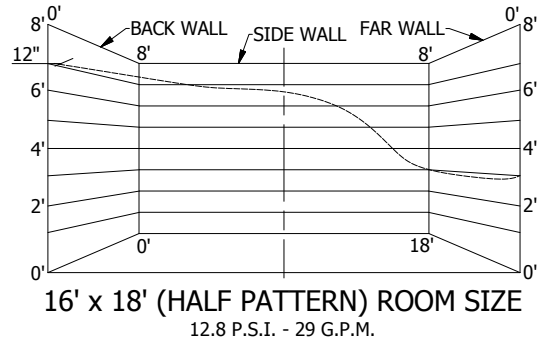
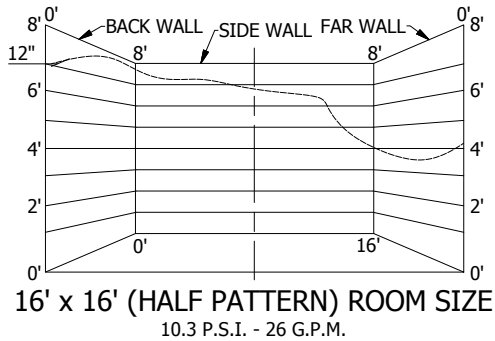


GLOBE SPRINKLER SPRAY PATTERNS

GL SERIES EXTENDED COVERAGE LIGHT HAZARD SPRINKLERS

HORIZONTAL SIDEWALL and
RECESSED HORIZONTAL SIDEWALL
6" - 12" DEFLECTOR DISTANCE FROM CEILING

17/32" ORIFICE - K=8.1

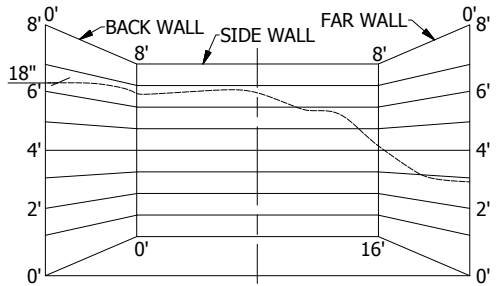


GLOBE SPRINKLER SPRAY PATTERNS

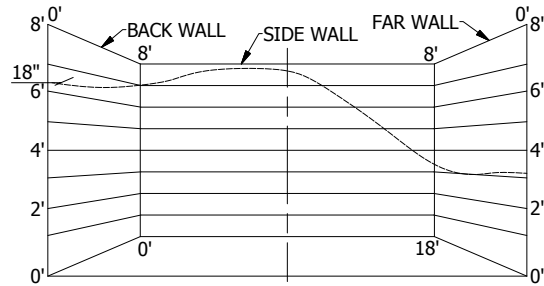
GL SERIES EXTENDED COVERAGE LIGHT HAZARD SPRINKLERS

HORIZONTAL SIDEWALL and
RECESSED HORIZONTAL SIDEWALL
12" - 18" DEFLECTOR DISTANCE FROM CEILING

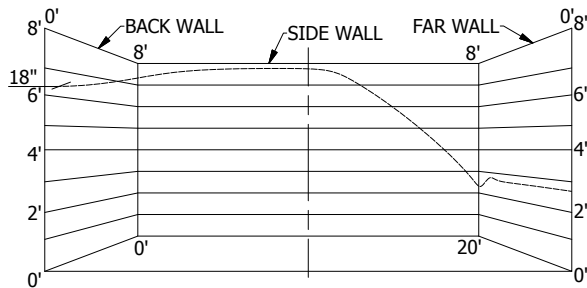
17/32" ORIFICE - K=8.1



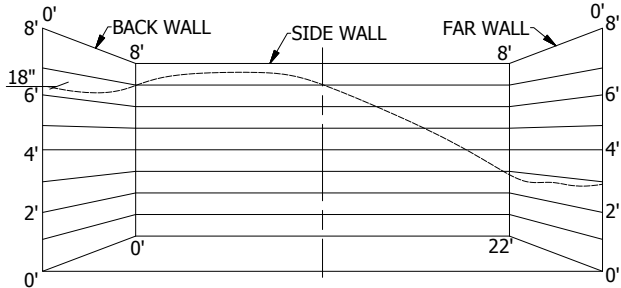
16' x 16' (HALF PATTERN) ROOM SIZE
11.9 P.S.I. - 28 G.P.M.



16' x 18' (HALF PATTERN) ROOM SIZE
14.6 P.S.I. - 31 G.P.M.



16' x 20' (HALF PATTERN) ROOM SIZE
18.7 P.S.I. - 35 G.P.M.



16' x 22' (HALF PATTERN) ROOM SIZE
20.9 P.S.I. - 37 G.P.M.

GLOBE SPRINKLER SPRAY PATTERNS

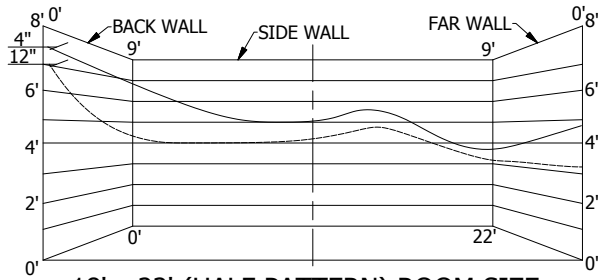
GL SERIES EXTENDED COVERAGE LIGHT HAZARD SPRINKLERS

CONCEALED

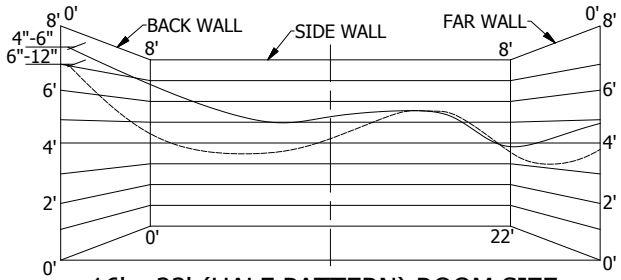
HORIZONTAL SIDEWALL

4" - 12" DEFLECTOR DISTANCE FROM CEILING

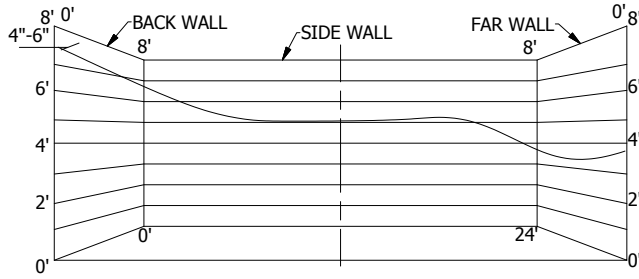
17/32" ORIFICE - K=8.1



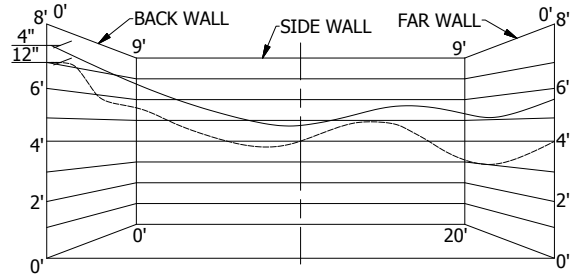
18' x 22' (HALF PATTERN) ROOM SIZE
24.4 P.S.I. - 40 G.P.M.



16' x 22' (HALF PATTERN) ROOM SIZE
4"-6": 19.8 P.S.I. - 36 G.P.M.
6"-12": 24.4 P.S.I. - 40 G.P.M.



16' x 24' (HALF PATTERN) ROOM SIZE
23.2 P.S.I. - 39 G.P.M.



18' x 20' (HALF PATTERN) ROOM SIZE
19.8 P.S.I. - 36 G.P.M.

GLOBE SPRINKLER SPRAY PATTERNS

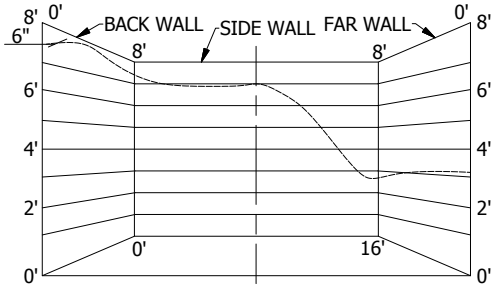
GL SERIES EXTENDED COVERAGE LIGHT HAZARD SPRINKLERS

CONCEALED

HORIZONTAL SIDEWALL

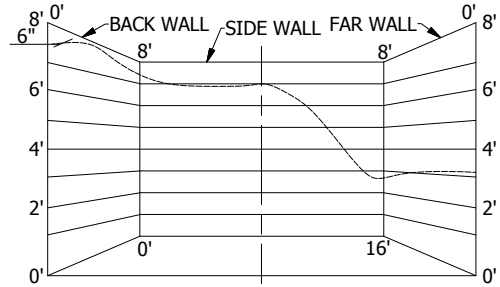
4" - 6" DEFLECTOR DISTANCE FROM CEILING

1/2" ORIFICE - K=5.6

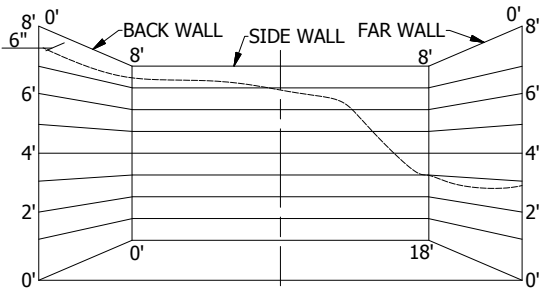


16' x 16' (HALF PATTERN) ROOM SIZE
26.8 P.S.I. - 29 G.P.M.

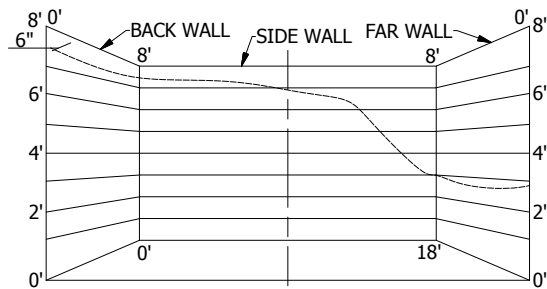
17/32" ORIFICE - K=8.1



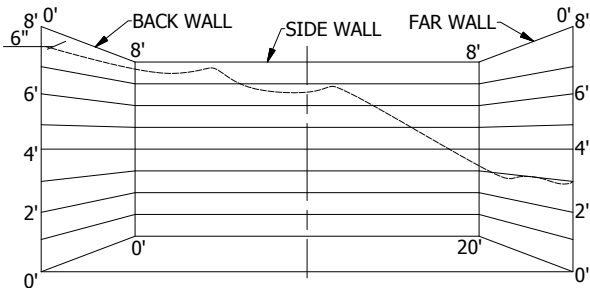
16' x 16' (HALF PATTERN) ROOM SIZE
10.3 P.S.I. - 26 G.P.M.



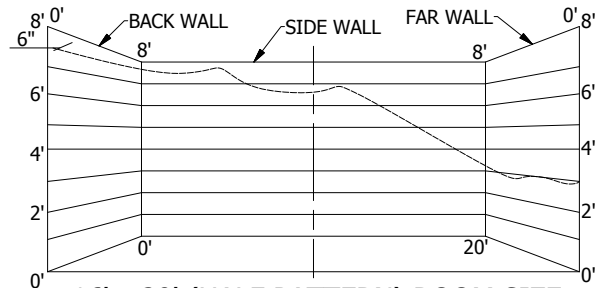
16' x 18' (HALF PATTERN) ROOM SIZE
26.8 P.S.I. - 29 G.P.M.



16' x 18' (HALF PATTERN) ROOM SIZE
12.8 P.S.I. - 29 G.P.M.



16' x 20' (HALF PATTERN) ROOM SIZE
32.7 P.S.I. - 32 G.P.M.



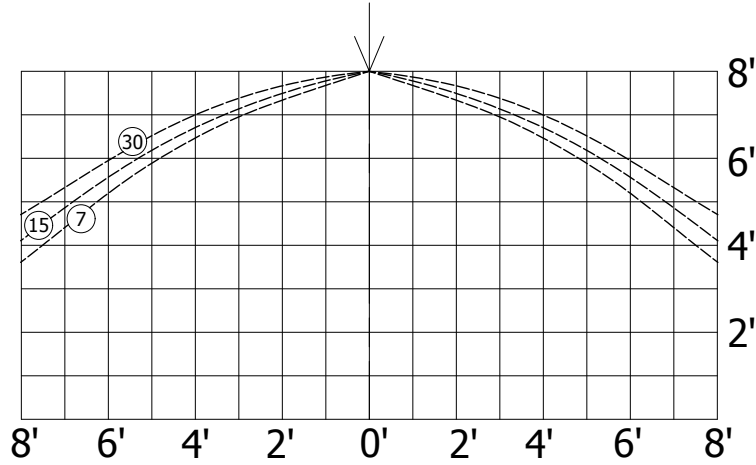
16' x 20' (HALF PATTERN) ROOM SIZE
15.6 P.S.I. - 32 G.P.M.

GLOBE SPRINKLER SPRAY PATTERNS

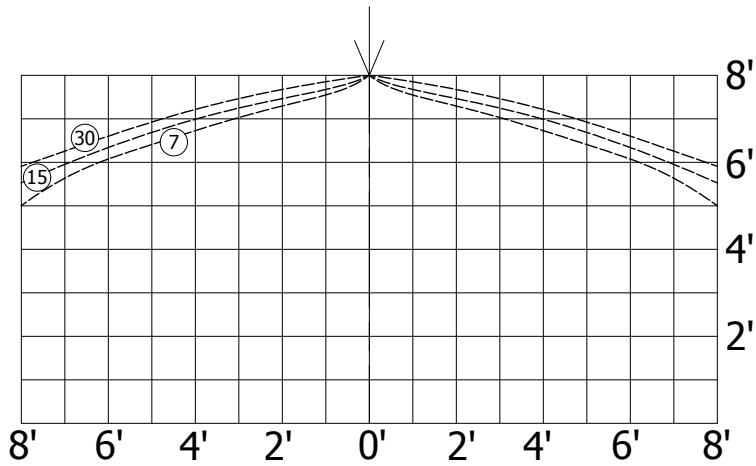
GL SERIES 231/13 SPRINKLERS

5/8" ORIFICE - K=11.5

231 UPRIGHT



13 PENDENT

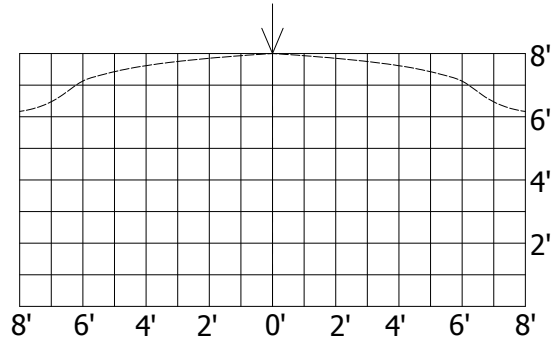


GLOBE SPRINKLER SPRAY PATTERNS

GL SERIES EXTENDED COVERAGE LIGHT HAZARD SPRINKLERS

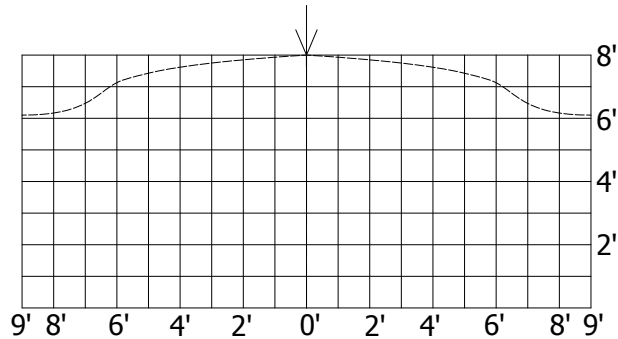
PENDENT and
RECESSED PENDENT

5/8" ORIFICE - K=11.2



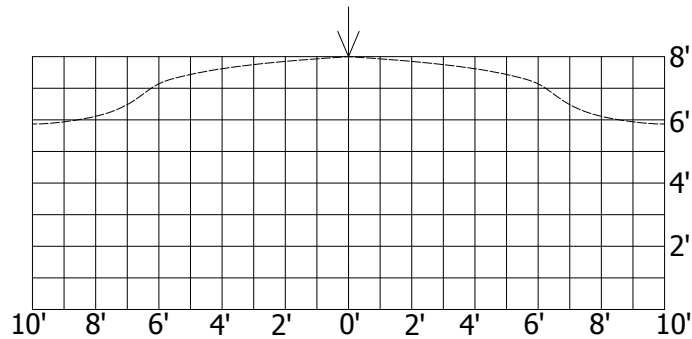
16' x 16' ROOM SIZE

7.0 P.S.I. - 30 G.P.M.



18' x 18' ROOM SIZE

8.7 P.S.I. - 33 G.P.M.



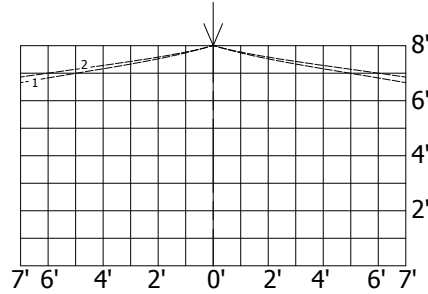
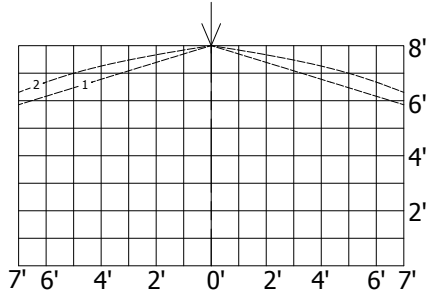
20' x 20' ROOM SIZE

12.8 P.S.I. - 40 G.P.M.

GLOBE SPRINKLER SPRAY PATTERNS

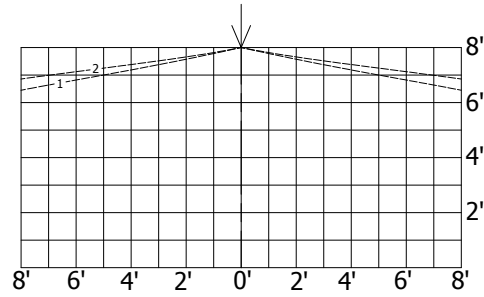
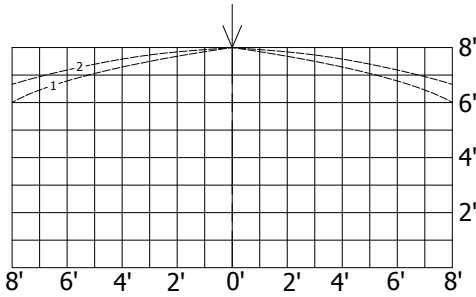
GL SERIES EXTENDED COVERAGE ORDINARY HAZARD SPRINKLERS

UPRIGHT $5/8''$ ORIFICE - $K=11.2$ PENDENT and RECESSED PENDENT



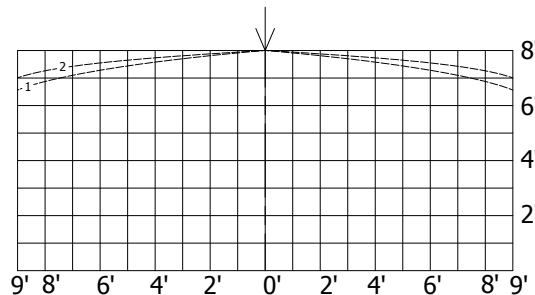
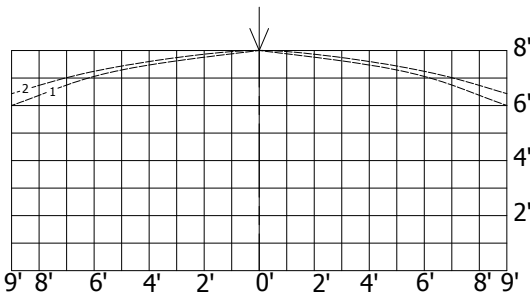
14' x 14' ROOM SIZE

GROUP 1: 7.0 P.S.I. - 30 G.P.M.
GROUP 2: 11.5 P.S.I. - 39 G.P.M.



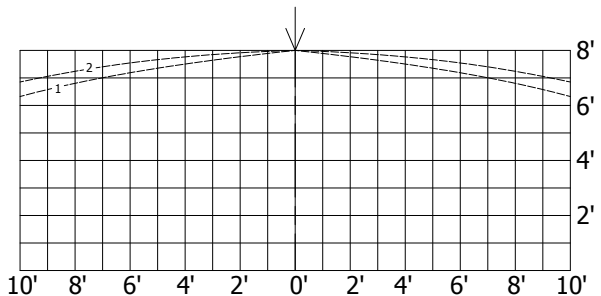
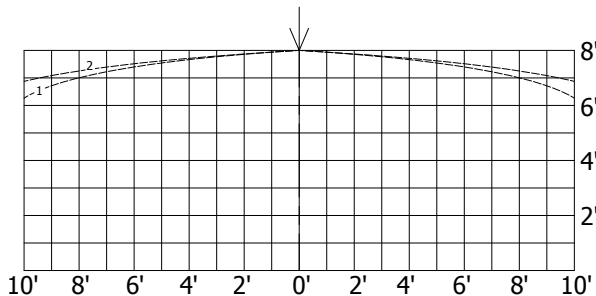
16' x 16' ROOM SIZE

GROUP 1: 10.9 P.S.I. - 38 G.P.M.
GROUP 2: 19.7 P.S.I. - 51 G.P.M.



18' x 18' ROOM SIZE

GROUP 1: 18.1 P.S.I. - 49 G.P.M.
GROUP 2: 31.9 P.S.I. - 65 G.P.M.



20' x 20' ROOM SIZE

GROUP 1: 27.2 P.S.I. - 60 G.P.M.
GROUP 2: 48.4 P.S.I. - 80 G.P.M.